

# **CLEAN HANDS** **COLLECTION**



**Bradleycare**

**Bradley**



# **CELEBRATING 60 YEARS IN BUSINESS.**

BATHROOM ACCESSORIES, WASTE RECEPTACLES, TOWEL DISPENSERS/MULTI-PURPOSE UNITS, TOILET TISSUE DISPENSERS, SOAP DISPENSERS, PATIENT CARE, MIRRORS, HAND DRYERS AND GRAB RAILS.

# CONTENTS.

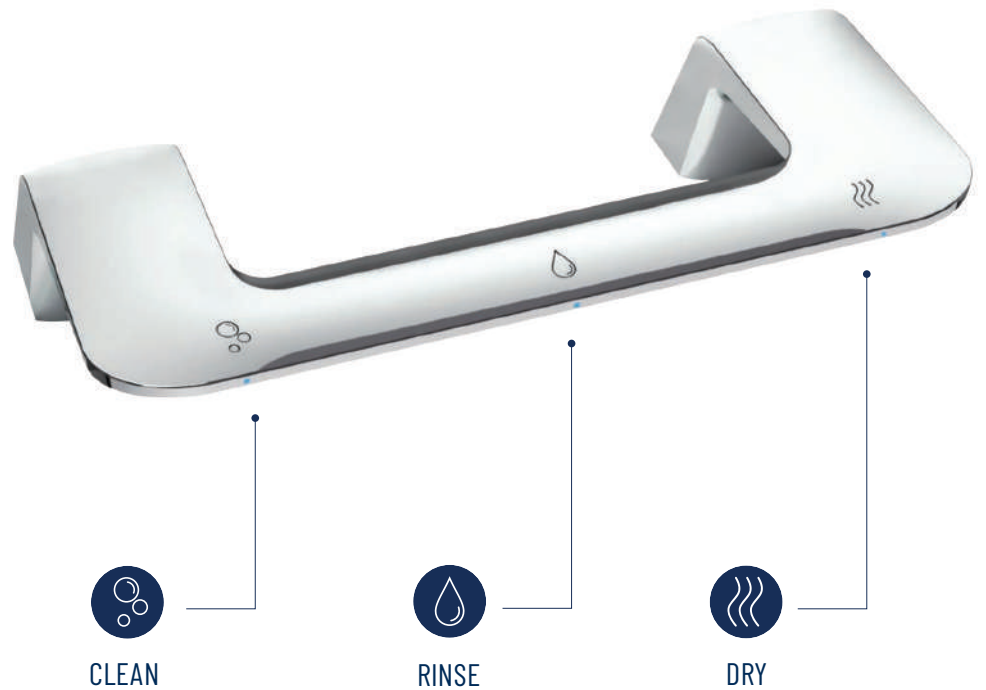
- 4** WASHBAR SOLUTIONS
- 5** SCHAFER PARTITION
- 6** STERN
- 7** DEDICATION TO OUR HAND SANITISER RANGE
- 9** KEEP IT CLEAN - 5L PRODUCTS IN THE RANGE
- 11** FREE STANDING HAND SANITISING SYSTEM WITH DISPENSER
- 12** MULTI-PURPOSE HAND SANITISING SYSTEM
- 13** TOUCHLESS SANITISER DISPENSERS
- 14** PUSH BUTTON SOAP DISPENSERS
- 15** BIG VOLUME TANK
- 16** BRADLEY AUSTRALIA SUPPLIES TO A WIDE MARKET
- 18** BRADLEY CORPORATION'S HEALTHY HAND WASHING SURVEY
- 19** STEPS TO CLEAN HANDS WITH SOAP
- 20** STEPS TO CLEAN HANDS WITH SANITISER



# WASHBAR® SOLUTIONS.

CLEAN. RINSE. DRY ALL-IN-ONE

- HANDS FREE OPERATION
- SENSOR TECHNOLOGY
- TOUCHLESS





schäfer®  
Trennwandsysteme



A simple wave of the hand in front of the sensor area in the cubicle closes the door



To unlock the door another wave of the hand in front of the sensors is all that is required



Contact-free opening and closing.

# WC PARTITION WITH NO-TOUCH DOOR OPENING.

## Thanks to sensor technology!

Open Sesame! Touching handles is a thing of the past. Look&Wave smart is the first time that the toilet door can be operated touch-free for the first time: all functions are controlled both from inside and out via the LED sensor area. Simply hold your hand in front of the sensor and the toilet door opens. An innovative principle that inspires and ensures even more hygiene in the bathroom.

### PRODUCT FEATURES AND APPLICATION OF LOOK&WAVE SMART

- The first non-contacting toilet partition
- Perfect hygiene
- Absolute flush-fitting front
- High quality sandwich elements, 36 mm thick with solid grade laminate surface
- Great decor and colour diversity available

<http://www.schaefer-trennwandsysteme.de/en/products/wc-partitions/>





# TOUCH FREE HAND SANITISER STAND.



**6333-0P1**  
**COUNTER TOP MOUNTED SENSOR SOAP DISPENSER**

Chrome plated  
1 litre setup.  
28mmW x 104mmH x 97mmD



**AM6010**  
**AQUA MARINE LIQUID SOAP.**

5 litre  
180mmW x 300mmH x 120mmD



**6334-0P1**  
**COUNTER TOP MOUNTED SENSOR FOAM SOAP DISPENSER**

Chrome plated  
1 litre setup  
28mmW x 104mmH x 97mmD



**AQF6011**  
**FOAMING LIQUID HAND WASH**

5 litre  
180mmW x 300mmH x 120mmD



## DEDICATION TO OUR HAND SANITISER RANGE.

Hand sanitiser is a game changer in the fight against germs. It removes germs before they are able to spread. Hand sanitiser is convenient and easy to use. It is generally more effective at killing microorganisms.

It is important to make sure you wash your hands first then sanitise. If you are out shopping, eating out, sightseeing, visiting a hospital you can use a sanitiser to help maintain and keep your hands clean.

Thoroughly rub the sanitiser on your hands until your hands are dry to get the maximum effect of the hand sanitiser.



# HAND SANITISERS.



**SA7009**  
**HAND SANITISER & SANITISING SURFACE SPRAY**  
A sanitising surface spray which can be used on bathroom surfaces.



**SA7011**  
**HAND SANITISING FOAM**  
A foaming fast drying, non-sticky antibacterial waterless hand sanitiser. Leaves skin feeling clean and refreshed. Alcohol free.



**SA7012**  
**HAND SANITISING FOAM**  
A foaming fast drying, non-sticky antibacterial waterless hand sanitiser. Leaves skin feeling clean and refreshed. Contains Ethanol.



**SA7020**  
**WASH-FREE HAND SANITISER GEL**  
80% Ethanol hand sanitiser gel.





# KEEP IT CLEAN.

ALL BOTTLES ARE 5 LITRES

- 180mm W x 300mm H x 120mm D



**BU3003**  
ECONOMICAL LIQUID DISHWASHING DETERGENT



**CB8011**  
INDUSTRIAL STRENGTH HEAVY DUTY HAND  
CLEANING CREAM



**SP6020**  
FORMULATED FOR DAILY USE



**P7010**  
HOSPITAL GRADE READY TO USE DISINFECTANT/  
CLEANER/SANITISER



**AQF6011**  
**FOAMING LIQUID HAND WASH**



**PB609**  
**LIQUID HAND WASH**



**SW3008**  
**LIQUID SPRAY ON WIPE OFF DETERGENT**



**PM6010**  
**LIQUID HAND WASH**



**CO6021**  
**FORMULATED FOR DAILY USE**



**BT6901**  
**LIQUID AIR FRESHENER**

---

# FREE STANDING HAND SANITISING SYSTEM WITH DISPENSER.



## 68002

### BRADLEY DISPENSER STAND

Overall stand height 1455mm

Base diameter 330mm

Top dispenser backing area 135mm W x 500mm H

Edge top dispenser area 135mm W x 100mm H

Works with 6863 dispenser



## 68003

### BRADLEY DISPENSER STAND

Overall stand height 1520mm H

Base diameter 385mm D

Top dispenser backing area 340mm H

Top dispenser backing area 150mm W

Works with 6866F dispenser



## 68004

### BRADLEY DESKTOP DISPENSER STAND

Overall stand height 455mm H

Base diameter 160mm D

Top dispenser backing area 30mm H

Top dispenser backing area 100mm W

Works with 6863 & 6866F dispensers



## 68010

### BRADLEY DISPENSER STAND

Overall stand height 1500mm H

250mm W

Base is 400mm W x 450mm D

Works with 6863, 6868, 6868BL & 6869 dispensers



# MULTI-PURPOSE HAND SANITISING SYSTEM.

3 IN 1 SANITISER, PAPER TOWEL & WASTE RECEPTACLE

## RECESSED MODEL 6847 | SURFACE MOUNTED 6847-II

Satin finish stainless steel (silver)

Touchless Technology

475mmW x 1400mmH x 160mmD

### RECOMMENDED SANITISER

**SA7009**

**Sanitiser Spray**

2.1L Capacity

### RECOMMENDED

HAND TOWELS

**2004 Multifold**

**Paper Hand Towels**





# TOUCHLESS.



**6863**  
**WALL MOUNTED ABS SANITISER DISPENSER**  
SENSOR SPRAY SANITISER DISPENSER 1.1L  
140mmW x 235mmH x 107mmD



**6863-GEL**  
**WALL MOUNTED ABS SANITISER DISPENSER**  
SENSOR GEL SANITISER DISPENSER 1.1L  
140mmW x 235mmH x 107mmD



**6864**  
**WALL MOUNTED ABS SANITISER DISPENSER**  
SENSOR SPRAY SANITISER DISPENSER 2L  
185mmW x 320mmH x 130mmD



# PUSH BUTTON WALL MOUNTED SOAP DISPENSERS



**6157**  
**LIQUID SOAP DISPENSER**  
ABS plastic construction  
1.3 litre  
122mm W x 205mm H x 120mm D



**6562**  
**LIQUID SOAP DISPENSER**  
Satin finish stainless steel  
1.1 litre capacity  
202mm W x 122mm H x 72mm D  
with push button projection to 137mm



**6542**  
**LIQUID SOAP DISPENSER**  
Satin finish stainless steel  
1.1 litre capacity  
202mm W x 122mm H x 72mm D  
with push button projection to 137mm



**6153**  
**DOUBLE LIQUID SOAP DISPENSER**  
ABS plastic  
Each unit is of 360mL capacity  
suitable for liquid soap, shower  
gel, shampoo and washing lotions  
144mm W x 190mm H x 82mm D



# BIG VOLUME TANK.

## **6865 WALL MOUNTED SENSOR SPRAY SANITISER DISPENSER**

Volume 2L

190mm W x 320mm H x 130mm D

---

**SA7009** Hand Sanitiser  
and Sanitising Surface  
Spray recommended



# BRADLEY AUSTRALIA SUPPLIES TO A WIDE MARKET.

BRADLEY AUSTRALIA HAS BEEN SUPPLYING CONSUMABLES AND OTHER BATHROOM ACCESSORIES FOR THE FOLLOWING MARKETS LISTED. BRADLEY AUSTRALIA CAN SUPPLY BATHROOM PRODUCTS WHERE THERE IS A BATHROOM LOCATED.



**Automotive**




**Childcare**



**Office**




**Restaurants**




**Nursing Home**



**Transport**



**Residential Bathroom**



**Powder Room**



**Schools**



**Mining**



**Tradies**



**Shopping Centre**





# BRADLEY CORPORATION'S HEALTHY HAND WASHING SURVEY.

For over 11 years Bradley Corporation has been conducting a Healthy Hand Washing Survey.

"The results are in from Bradley's 2020 Healthy Hand Washing Survey. The annual survey conducted in January polled 1,005 adults and youth about germs, the flu, colds and handwashing habits. The respondents represented four generations - Gen Z, Millennials, Gen x and Baby Boomers, and split between men and women fairly evenly (47% and 53%)."

"While 97% believe it's important to wash up after using a public restroom, hand washing doesn't happen all the time. Respondents said they washed their hands 86% of the time after using a public restroom. Gen Z was the least diligent, clocking in at a consistency rate of 82%. At the other end of the spectrum, Boomers were the most consistent since they lather up 91% of the time after using a public restroom."

## THE BOTTOM LINE.

"The importance of handwashing cannot be overstated. All medical professionals, the CDC and health and safety experts stress that the best way to avoid germs is to wash your hands."

Findings sourced from Bradley Corporation

**Soap vs Hand Sanitizer?**

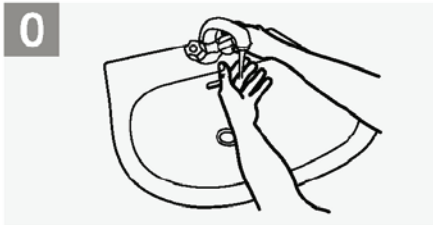
**64%**  
of Americans correctly believe their hands are less germier after washing with **SOAP AND WATER** vs. using hand sanitizer.

*A fact that's supported by the Centers for Disease Control and Prevention*

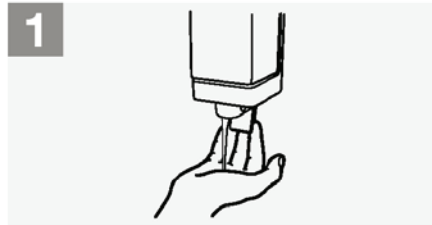
2020 BRADLEY CORPORATION HEALTHY HAND WASHING SURVEY  
ALL INFORMATION UNDER COPYRIGHT OF BRADLEY CORPORATION

# STEPS TO CLEAN HANDS WITH SOAP.

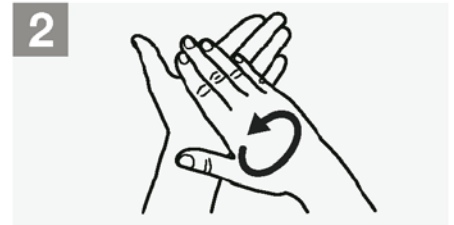
 Duration of the entire procedure: 40-60 seconds



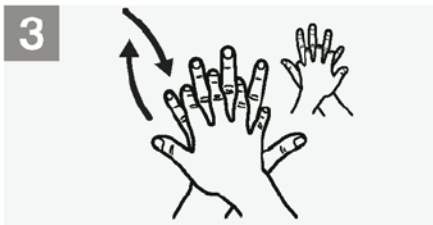
0 Wet hands with water;



1 Apply enough soap to cover all hand surfaces;



2 Rub hands palm to palm;



3 Right palm over left dorsum with interlaced fingers and vice versa;



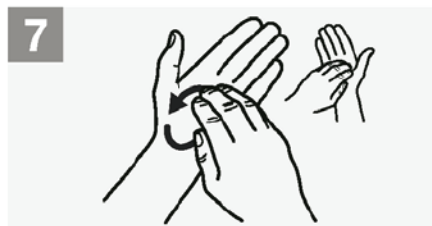
4 Palm to palm with fingers interlaced;



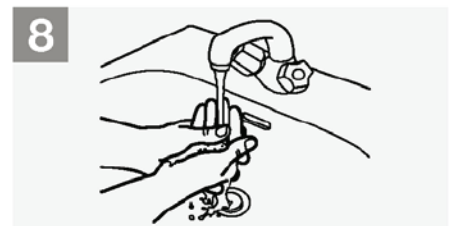
5 Backs of fingers to opposing palms with fingers interlocked;



6 Rotational rubbing of left thumb clasped in right palm and vice versa;



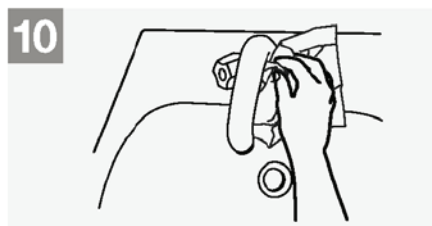
7 Rotational rubbing, backwards and forwards with clasped fingers of right hand in left palm and vice versa;



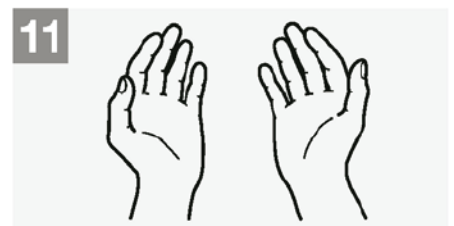
8 Rinse hands with water;



9 Dry hands thoroughly with a single use towel;



10 Use towel to turn off faucet;



11 Your hands are now safe.



World Health Organization

Patient Safety

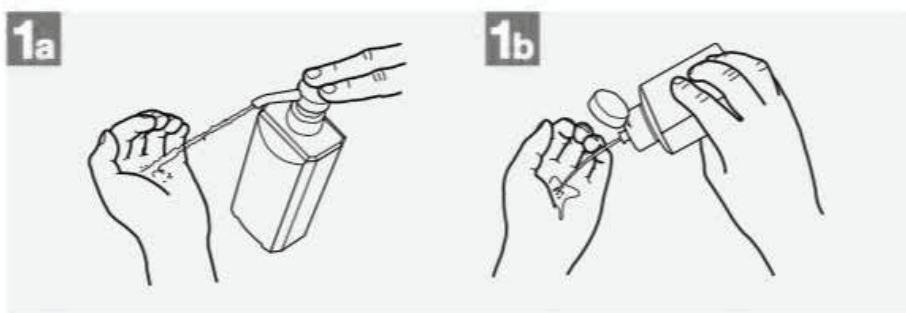
A World Alliance for Safer Health Care

SAVE LIVES  
Clean Your Hands

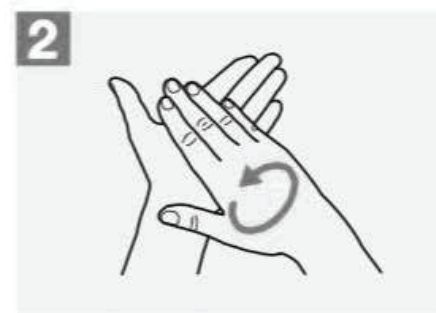
All reasonable precautions have been taken by the World Health Organization to verify the information contained in this document. However, the published material is being distributed without warranty of any kind, either expressed or implied. The responsibility for the interpretation and use of the material lies with the reader. In no event shall the World Health Organization be liable for damages arising from its use. WHO acknowledges the Hôpitaux Universitaires de Genève (HUG), in particular the members of the Infection Control Programme, for their active participation in developing this material.

# STEPS TO CLEAN HANDS WITH SANITISER.

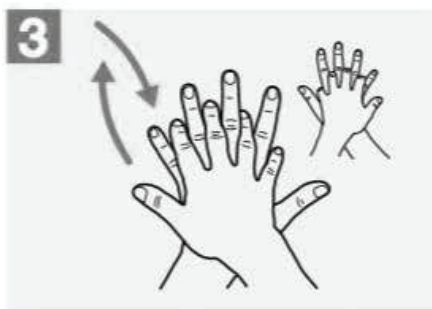
 Duration of the entire procedure: 20-30 seconds



**1a** Apply a palmful of the product in a cupped hand, covering all surfaces;



**2** Rub hands palm to palm;



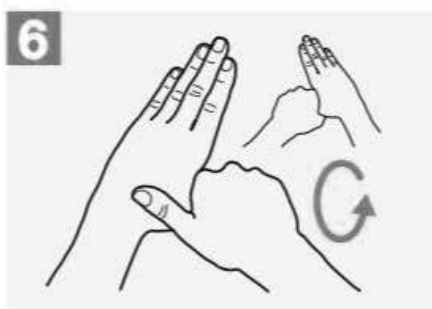
**3** Right palm over left dorsum with interlaced fingers and vice versa;



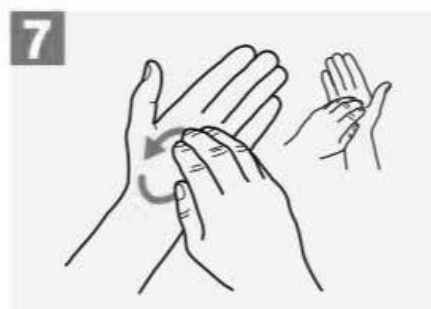
**4** Palm to palm with fingers interlaced;



**5** Backs of fingers to opposing palms with fingers interlocked;



**6** Rotational rubbing of left thumb clasped in right palm and vice versa;



**7** Rotational rubbing, backwards and forwards with clasped fingers of right hand in left palm and vice versa;



**8** Once dry, your hands are safe.



**World Health Organization**

**Patient Safety**

A World Alliance for Safer Health Care

**SAVE LIVES**

**Clean Your Hands**

All reasonable precautions have been taken by the World Health Organization to verify the information contained in this document. However, the published material is being distributed without warranty of any kind, either expressed or implied. The responsibility for the interpretation and use of the material lies with the reader. In no event shall the World Health Organization be liable for damages arising from its use.

WHO acknowledges the Hôpitaux Universitaires de Genève (HUG), in particular the members of the Infection Control Programme, for their active participation in developing this material.



AUSTRALIA  
49 Cawarra Road  
Caringbah NSW 2229  
sales@bradleyaustralia.com  
**1300 364 561**

**Bradley**